

# Joomla! 4 Updates and Tips

---

Northern Virginia Joomla Users Group

February 2022

Dorothy Firsching, Ursa Major Consulting, LLC

[dfirsching@ursamajorconsulting.com](mailto:dfirsching@ursamajorconsulting.com)

# Agenda

---

- ❑ Joomla! 4 Updates
- ❑ Update path to Joomla! 4
- ❑ Upcoming JUG Meetings
- ❑ Topics for Future – Discussion

# Latest Joomla! Updates

---



## ❑ Joomla 4.1.0 – February 15, 2022

- You can launch a Free Joomla 4 website for testing at [launch.joomla.org](https://launch.joomla.org)
- Accessibility improvements
- Better support for code highlighting in TinyMCE
- Child templates
- Task Scheduler (Web Chron)
- Accessibility Checker for authors

## ❑ Joomla 3.10.6 released – February 15, 2022

- Bugfixes and improvements

## ❑ Still coming

- Enhancement of Media Manager Web Service

# From the Joomla Community Magazine

---

- January – Joomla Performance Tuning, Nicholas K. Dionysopoulos
  - I: Part I
  - II: Basic Settings
  - III: Static Media Optimization
  - IV: Site Building Calisthenics & Template Customization
  - V: Content Quality & SEO
- **VERY HELPFUL**
- **Part 3 of a 5-part series**

# From the Joomla Community Magazine

---

## □ Joomla 5 Release Planning

- The long development time of J4 was a big problem. For Joomla! 4 we switched to a 6-month release cycle.
- Based on this we plan to release Joomla! 5.0 on 17. August 2023.

## □ Explore the Core – Workflows

## □ Meet a Joomlaer: Anja de Crom

# Migration

---

## ❑ Joomla 4 tutorials Project

- [https://docs.joomla.org/JDOC:Joomla\\_4\\_Tutorials\\_Project](https://docs.joomla.org/JDOC:Joomla_4_Tutorials_Project)
- More to be added; you can help

## ❑ Joomla 3.x to 4.x Step by Step Migration

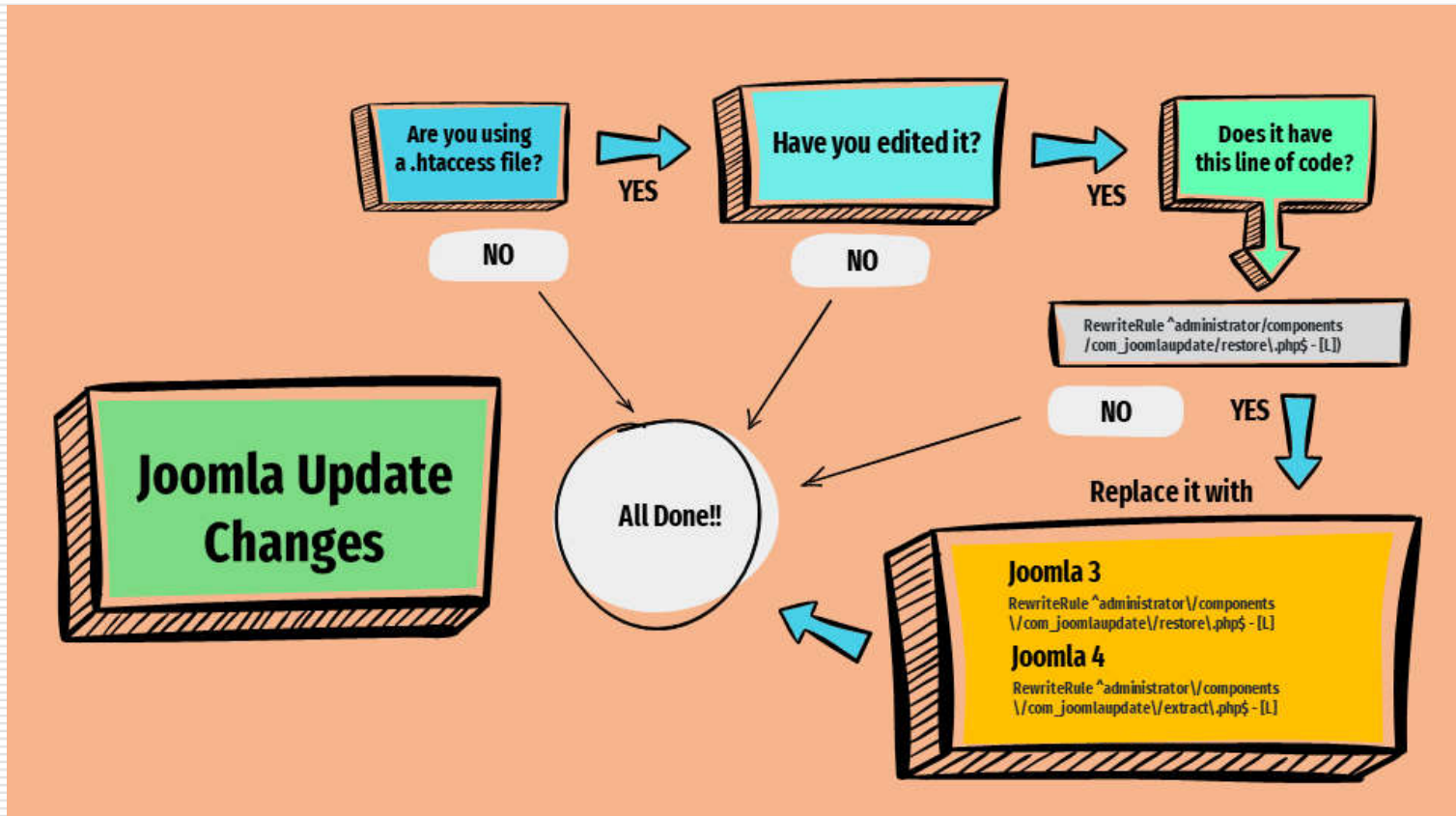
- [https://docs.joomla.org/Joomla\\_3.x\\_to\\_4.x\\_Step\\_by\\_Step\\_Migration/en](https://docs.joomla.org/Joomla_3.x_to_4.x_Step_by_Step_Migration/en)

## ❑ Potential backward compatibility issues in Joomla 4

- [https://docs.joomla.org/Potential\\_backward\\_compatibility\\_issues\\_in\\_Joomla\\_4/en](https://docs.joomla.org/Potential_backward_compatibility_issues_in_Joomla_4/en)

# Additional Notice

- ❑ Changes to .htaccess
- ❑ For anyone using Jdocs hardened version or other reasons
- ❑ If you don't make these changes, your updates after Joomla 4.0.4 will be blocked



<https://www.joomla.org/announcements/release-news/5850-changes-to-update-process-that-you-need-to-be-aware-of.html>

---

# UPGRADING TO JOOMLA 4



# Steps to Upgrade to Joomla 4

---

- ❑ Upgrade to Joomla 3.10.6
  - Joomla 3.10+ will be supported until July 2023
  - Make a backup copy of the site
- ❑ Run the Pre-Update Check
  - Change upgrade channel from "Default" to "Next"
  - Run the Pre-Update Check
  - Change upgrade channel back to "Default"
- ❑ Test upgrades on a copy of the site
  - Make a plan for what needs to be upgraded
  - Rise and repeat before touching the live site
  - Wait a few months before upgrading any production site to ensure all upgrades are working great

# Before actually upgrading

---

- ❑ Remove templates that will no longer work with Joomla 4
  - Get a Joomla 4 Compatible Template working
  - Set Protostar for current site default template if your current default template is not compatible
  - Set Hathor or Isis to be backend template
  - Remove all old / incompatible templates
- ❑ Remove extensions that will no longer work with Joomla 4 – or upgrade them!
- ❑ Install Akeeba Magic Eraser

# Akeeba Files

---

- Files you may need to get rid of
  - Plg\_content\_geshi
  - AkeebaStrapper
  - System – Admin Tools Update Email
  - System – One Click Action
  - System – Akeeba GeoIP provider plugin
  - FOF30
  - etc., etc.
- Akeeba Magic Eraser gets rid of old Akeeba files
  - <https://github.com/akeeba/magiceraser/releases>
- It seems that you can actually leave FOF and it will work fine, although the update checker flags it

# Extensions that are Ready

---

- ❑ Akeeba Backup – new version 9.0+
- ❑ Akeeba Admintools – new Joomla 4 version
- ❑ CommunityBuilder – most recent version
- ❑ OSEmbed, OSVimeo, OSYoutube, OS Meta, OSMap – per JoomlaShack these are ready  
<https://www.joomlashack.com/blog/joomlashack/joomla-4/>
- ❑ Joomla Content Editor (JCE) Pro
- ❑ RSForm! Pro – current version
- ❑ JoomlaWorks AllVideos – per Bruce
- ❑ Regular Labs Articles Anywhere
- ❑ Regular Labs Cache Cleaner

# Extensions that you should remove

---

- ❑ Asana's Simple Social Media Stream
- ❑ JCH Optimize -> **Maybe no longer needed**
- ❑ Regular Labs Library, Cache Cleaner, Sliders & Tabs (mid 2022)
- ❑ RokCommon, RokBox, RokPad, RokBooster, RokAjaxsearch, RokCandy, RokSprocket, RokGallery, etc.
- ❑ Simple RSS Feed Reader
- ❑ Slick RSS
- ❑ WDS Twitter Widget Pro
- ❑ J Cal Pro – not ready as of 1/18/2022
- ❑ PWT ACL
- ❑ Mysites.guru plugin

# What didn't work, from Bruce

## (list may be old, from fall 2021)

---

- Weblinks (really?)
- PHPMailer (really? Isn't this a core library?)
- SimplePie (what is this?)
- Installer (which one?)
- jDownloads and all plugins
- Fabrik and MANY plugins
- JoomGallery and all plugins
- Ads Manager and all plugins
- Regular Labs everything (almost)
- CB Auto Actions
- CB Activity
- CB Antispam
- CB Gallery
- CB Library
- Kunena
- uddieIM
- Gantry 5, Hydrogen, and Helium
- JEvents Bootstrap Modal Library
- Election Voting Management
- Easy Session Killer

# K2: not yet ready

---

- “Here's a list of the important things added, changed or updated in K2 v2.10.0.
  - Massive code restructuring, as we pave the way towards Joomla 4 compatibility.”
- <https://getk2.org/blog/k2-v2100-released>

# Template Status – Joomla!art

---

## □ Framework

- Joomla!art T4 framework should work with Joomla 4, according to Joomla!art's website.
  - **T4 Framework 2.0.2, T3 Framework 3.0.1**
- Joomla!art's T3 framework **actually works** with Joomla 4. I had said that it did not, but they proved me wrong.

## □ Templates

- Joomla!art now says **140** templates / products are compatible with Joomla 4.
- <https://www.joomlaart.com/blog/news-updates/2021-review-and-2022-plans>
- **I did upgrade a site using JA Edenite and it worked fine**

## □ Extensions

- JA Content Listing, JA ACM, JA Masthead, JA Quick Contact, JA Login, JA Facebook Likebox, JA Google Map Plugin all have versions that should work

## □ Some Gavick templates will work with Joomla 4.

- <https://www.joomlaart.com/blog/joomla-4-tutorials-all-you-need-to-know-about-joomla-4>



# Template status – Rockettheme

---

- ❑ Rockettheme's Gantry Framework
  - Gantry 5.5 will work with Joomla 4. Released Oct. 12, 2021.
  - <https://rockettheme.com/forum/announcements-all/287272-gantry-5-5-release-important-notes-before-you-update>
- ❑ TL;DR: Don't update to Gantry 5.5.3 until you have updated your RT theme to a compatible version first. For those that updated to G5.5 already and are stuck with it, G5.5.3 has many significant bug fixes - so you should update to that version.
- ❑ Today sees the release of the long awaited Gantry 5.5.x. This major update brings significant updates including support for Joomla 4 (Joomla 3.10.x also supported), WP5.8.x blocks, and PHP8. Before you update though please read the rest of this topic to learn more.
- ❑
  1. Study the changelog for Gantry 5.5.0, 5.5.1, 5.5.2, and 5.5.3 - there are big changes that you should be aware of <https://gantry.org/downloads> .
  2. Ideally you would do the upgrade on a test environment first to make sure everything works as you expect it to.
  3. Backup, Backup, Backup! Before you do anything - just so you can restore back if something goes wrong. The update to Gantry 5.5.x is a one-way process otherwise, you cannot downgrade back to Gantry 5.x without using your restore.
- ❑ Because Gantry 5.5.x introduces significant redevelopment of the Gantry 5 menu system we strongly urge you immediately go to Gantry 5 menu editor immediately after the update to G5.5.x and just save each of your menus. This then migrates your existing menus from the old YAML method of storing the menu data in flat files over to the CMS database instead.

# Rockettheme, continued.

---

- Having updated you should clear browser and server cache.

6. Template support: Alongside the release of Gantry 5.5.x we have also released compatible version of the **Helium and Hydrogen themes**. All other RT themes will also need updates issued (many have already been released now - 27 of 45 for Joomla, Wordpress and GRAV versions will follow) - **so if you are using an RT theme you should wait for the theme update to be issued too**. There are manual methods to update an RT theme to work with Joomla 4 but it would be better to wait for the official RT theme update (see changelog as it involves copying folders from Helium and checking the existing theme overrides and reapplying them to new code).

7. Joomla 4 and Gantry 5.5 - Gantry 5.5.x does now support Joomla 4. However, you should be aware that Joomla 4 now introduces Bootstrap 5 and this can also introduce significant changes in the "look" of your site (which we are trying to minimise when we release the theme updates for Gantry 5.5). Joomla 4 also changes some of the HTML structure of your site which may require changes to your custom.scss selectors.

**Don't forget also that the old RT extensions DO NOT work with Joomla 4 (and won't be made to do so)** - so consider this before deciding that you need to Joomla 4 (which requires Gantry 5.5.x too).

8. There are some significant updates to the third-party versions of internal coding that Gantry 5 uses (such as the SCSS compiler) - this way require changes to your custom coding (such as custom.scss) as the new SCSS compiler is much more strict. This affects RT themes as well - so that is another reason we need to do theme updates.

9. Some things may look different - I've mentioned this already but its worth re-iterating, there may be some unforeseen cosmetic layout changes after you have migrate which may need you to write/amend custom.scss

10. Please read notes from the Gantry 5 Development team here <https://github.com/gantry/gantry5/issues/2789#issuecomment-947948729> and here <https://github.com/gantry/gantry5/blob/develop/UPGRADE-5.5.md>

# From Dwayne –on Gantry

---

- ❑ “I am disappointed with the announcements from RocketTheme on this topic. I did want to share this link I found but haven't tried yet.
- ❑ <https://github.com/gantry/gantry5/blob/feature/v5.5.0/Joomla4-support.md>
- ❑ It talks about how to get your Gantry Joomla 4 ready.”

# Rockettheme Extensions

---

- Rockettheme Extensions
  - RokBox, RokNavMenu not ready
  - RokSprocket Failed and Rockettheme does not plan to upgrade it

# Template Status – YooTheme

---

## □ Frameworks

- Warp 7 – will not be updated for Joomla 4
- Yootheme Pro 2.6+ – should work with Joomla 4, beta out soon
- Widgetkit 3.1
- Zoo 4.1 as of September 13, 2021
- “So just to be clear, If I build a Joomla 3 site in Yootheme Pro and Widgetkit 3, when I migrate to Joomla 4 it will be seamless? Assuming other 3rd party extensions are compatible as well.
- Yes, but still make sure to do a backup first, just in case.”

## □ [How to Migrate a Warp 7 Site with Widgetkit to YOOtheme Pro](#)

- <https://www.youtube.com/watch?v=VxA0i6QgXsg>
- They convert the template to YooTheme Pro while on Joomla 3.9.
- It is a page layout that you reuse across pages – different.

## □ YooTheme now says to get help on Discord!

# Template Status -- Helix

---

- ❑ Functions similar to Gantry
- ❑ According to Joomshaper:  
<https://www.joomshaper.com/blog/joomshaper-s-plans-for-joomla-4>
  - **Templates:** Helix Ultimate Framework will be compatible with Joomla 4 from the launch date. We will be adding Joomla 4 compatibility of all Helix Ultimate Framework-based templates within a couple of months. (If there is no third-party extension dependency).
  - **Added 11 on Sept. 17 (first batch), 5 on Sept. 22, 6 on Sept. 24.**
  - **Helix 3:** After updating all Helix Ultimate-based templates, we will be updating the Helix 3 framework. And, Helix 3 based templates will be updated within 2021.
  - **All Other Joomla Extensions:** All other Joomla extensions will be updated within the first half of 2022.
- **Joomla 4 articles:**
  - <https://www.joomshaper.com/blog/joomla4> including Workflow.

# Keeping sites on 3.10.x is safe for up to 2 years

---

- Are users stressing about the need to update to Joomla 4?
  - Turn off emails to site admins in User management
  - Make sure it's on the "Default" channel for updates, to turn off notifications at the top of the control panel
    - If it still seems to be a problem, log out and back in.
  - Add a module in the Admin control panel to explain the situation to admins

# So what's your plan?


---

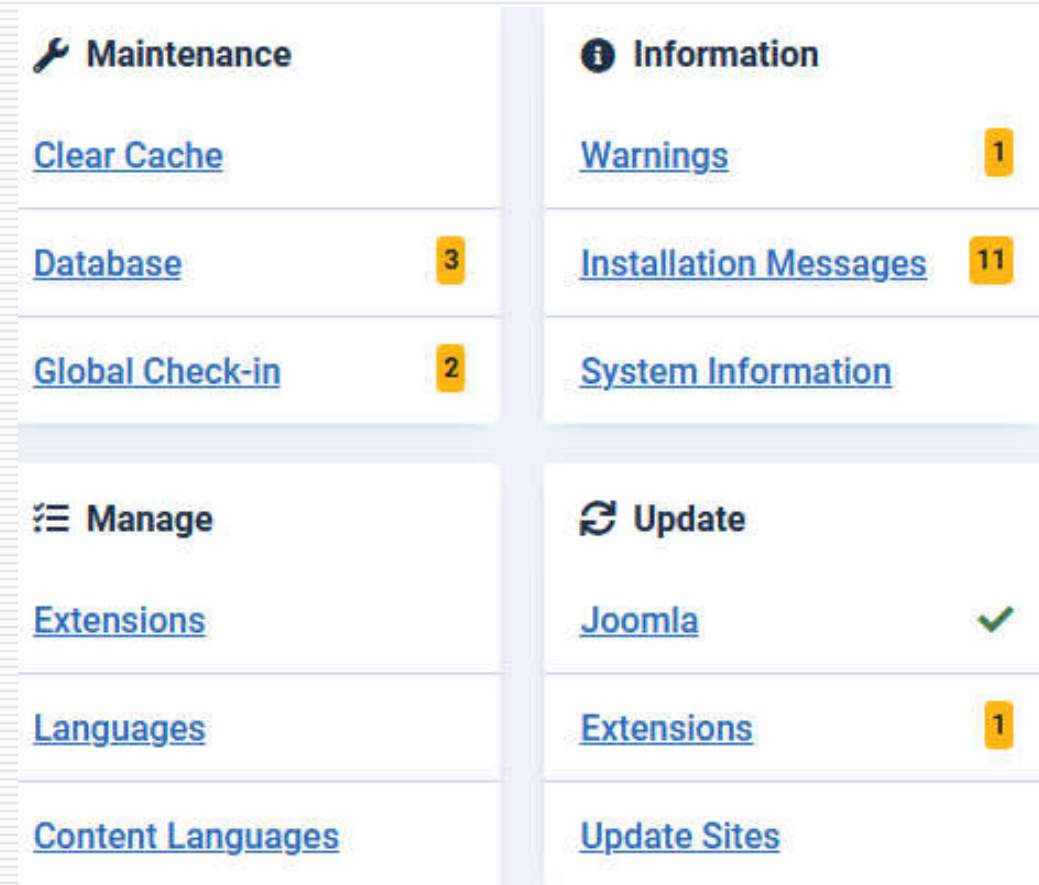
- Assess what your site currently uses
  - Template
  - Extensions
- Monitor status of update and decide what is ready / what needs replacement
  - New template or extensions
- Test upgrade on separate server to find out for sure!



# AFTER THE UPGRADE

- If your test site upgraded fine
  - Check System Dashboard
  - Check 404 page
  - Check search

 There are tables not up to date!



The screenshot shows the Joomla! System Dashboard with the following sections:

- Maintenance**
  - [Clear Cache](#)
  - [Database](#) 3
  - [Global Check-in](#) 2
- Information**
  - [Warnings](#) 1
  - [Installation Messages](#) 11
  - [System Information](#)
- Manage**
  - [Extensions](#)
  - [Languages](#)
  - [Content Languages](#)
- Update**
  - [Joomla](#) ✓
  - [Extensions](#) 1
  - [Update Sites](#)

# Search

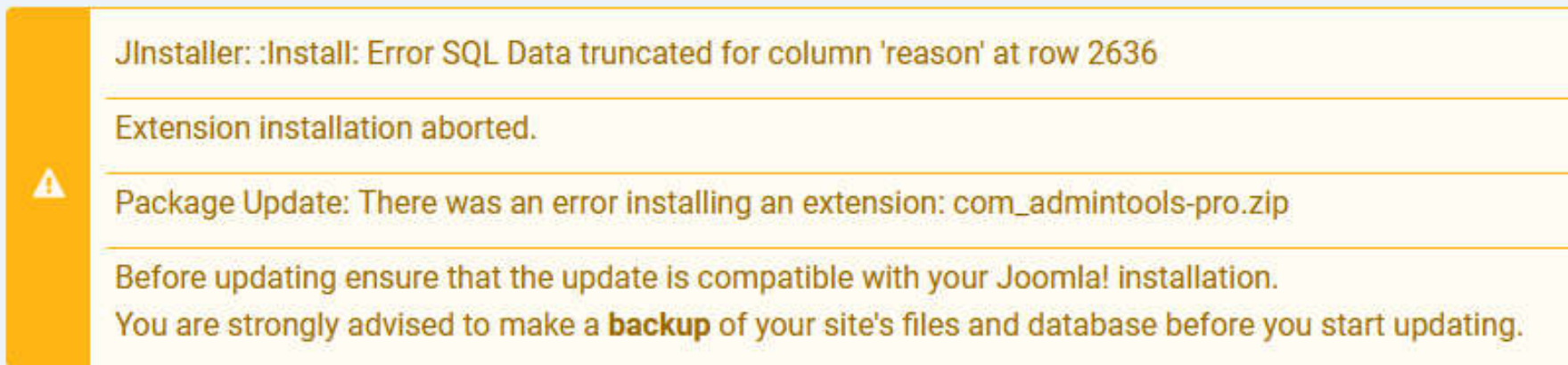
---

- ❑ Site search has been removed from Joomla in lieu of Smart Search
  - I made a menu item to Smart Search and tried to test it out
  - Smart Search needs a plugin enabled and then to be indexed
  - It got errors in doing the index
  - It blew away the site's frontend
- ❑ I unpublished the menu item and reinstalled Joomla and got the frontend back
- ❑ I was able to install the regular search using the updater (could not find it to download, though)

# Could not update Akeeba Admintools

---

- ❑ Attempted to update by click, package, URL



The screenshot shows a Joomla! error message box with a yellow background and a warning icon. The text reads: "J!Installer: :Install: Error SQL Data truncated for column 'reason' at row 2636". Below this, it says "Extension installation aborted." and "Package Update: There was an error installing an extension: com\_admintools-pro.zip". At the bottom, it provides advice: "Before updating ensure that the update is compatible with your Joomla! installation. You are strongly advised to make a **backup** of your site's files and database before you start updating."

- ❑ Ticket with Akeeba
  - Had to go to Maintenance, Database, Update Structure
  - Resolved 2 of 3 database issues
  - Emptied Akeeba Admintools Blocked Requests Log
  - Update Structure resolved database issues
- ❑ Updated Admintools and also Akeeba Backup again
  - Migrated Akeeba Backup settings and removed J!3 version, all good

# Had some tables to check in...

---

<input checked="" type="checkbox"/> Check-in	
Search	
<input checked="" type="checkbox"/> Database Table ▲	Items t
<input checked="" type="checkbox"/> <i>wekw_update_sites</i> table	1
<input checked="" type="checkbox"/> <i>wekw_wf_profiles</i> table	4

# URL differences in Latest News

---

- Joomla 4 Test site has:
  - <https://ttst.ursaweb.com/?view=article&id=203:talltree-south-covid-policies&catid=72>
- Joomla 3.10 Site has:
  - <https://www.talltreesouth.com/frequently-asked-questions/72-news/203-talltree-south-covid-policies>
- I did some playing around with it but didn't get it to work properly
  - Turning on "Remove IDs from URLs" In Article Manager / Integration
  - Making hidden menu
- Weirdly, now all Latest News seem to be in the covid policy category although they are not... need to read up on the router changes and test some more.

# End result

---

- ❑ Site is probably OK to go live but will delay a bit
- ❑ Did not resolve Smart Search issue
- ❑ Did not resolve URL differences

# Going Live

---

- ❑ Back up your 3.10 site for the last time, restore it into a subdirectory or subdomain if you want
- ❑ Remove the 3.10 site or at least change the robots.txt to block search engine spiders
- ❑ Remove all development sites to avoid hacks

---

# EVENTS...



# Chicago JUG, London JUG

---

## □ Chicago JUG

- <https://joomlalachicagonorth.com>
- **February 9, 2022, Joomla4Lawyers** – A Case Study – 5pm, online
  - <https://joomlalachicagonorth.com/meetings/event/187-joomla4lawyers-a-case-study>
  - <https://joomlalachicagonorth.com/presentations> joom

## □ London JUG

- **February 15, 2022, Tuesday, 1900 to 2100 == 2pm our time**
- <https://www.meetup.com/Joomla-User-Group-London/events/>
- <https://www.youtube.com/c/JoomlalondonUk/videos>
- **January was on YooTheme Pro and Workflows, Excellent, not on YouTube yet**

# Joomla Events

---

- Joomla NXT –
  - <https://techjoomla.com/joomla-nxt>
  - January 19, 2022 Robbie Adair on Custom Fields
  - February 16, 2022, Marc Dechevre, Customizing Joomla 4's Smart Search
  
- JoomlaDayUSA –
  - <https://jdayusa.com/>
  - Friday, April 22, 2022 - Sunday, April 24, 2022

# Fabrik

---

- Getting it ready for Joomla 4 is no small feat
  - Huge apps built with it
  - Knew I would get that question
- Looking at our options, trying to decide what is the best way forward for it
- Joomla 3 will be supported for an extra year while trying to figure it out
- Will make an announcement by the end of this quarter.

---

# DISCUSSIONS

# Joomla NXT, January 2022

---

- Custom Fields in Joomla 4
  - <https://www.youtube.com/watch?v=SZOM5yFqWMw>

# Gantry 5 Questions from Sept.

---

- “From the Shadows” went live in September
  - What is the best place in Gantry 5 to adjust for mobile?
  - What are best practices to ensure updates are not overlaid?
  - Integration of RSForms and Acymailing?
- Observations
  - Use of modules in particle positions vs. data in particles
  - Pulling from articles vs. entry in particles
  - Need to write up a site document to give admins a roadmap as to what is done where!

---

# **JOOMLA! TIDBITS...**

# September Tidbit – Joomla Version Missing

---

- ❑ Discovered I had a site not displaying the Joomla version in the footer area of the backend
- ❑ Mod\_version was not in administrator modules list
- ❑ Found old article explaining it for Joomla 2.5.x
  - [https://www.bradkelley.com/2012/05/joomla-2-5-x-versions-module-mod\\_version-not-showing-up-in-administrator-modules-list/](https://www.bradkelley.com/2012/05/joomla-2-5-x-versions-module-mod_version-not-showing-up-in-administrator-modules-list/)
- ❑ Solution was to add it into the database:
  - ```
INSERT INTO `jos_modules` (`title`, `note`, `content`, `ordering`, `position`, `checked_out`, `checked_out_time`, `publish_up`, `publish_down`, `published`, `module`, `access`, `showtitle`, `params`, `client_id`, `language`) VALUES ('Joomla Version', '', '', 1, 'footer', 0, '0000-00-00 00:00:00', '0000-00-00 00:00:00', '0000-00-00 00:00:00', 1, 'mod_version', 3, 1, '{"format": "short", "product": "1", "layout": "_:default", "moduleclass_sfx": "", "cache": "0"}', 1, '*');
```
  - But needed a few adjustments for my database, quotes, etc., and get it into the right module location.
- ❑ Got it working. No idea why it was missing, or for how long.